

User Manual

(LED DIMMING Controller)




Product Specialty

- 0-100% brightness control, 256 levels;
- On/off function;
- 1 channel can drive up to 15A;
- 0%, 25%, 50%, 75%, 100% brightness pre-saved;
- Pre-saved fade, flash changing mode, 8 scale speed;


Product Attributes

Vin	DC 12/24V
Pout	12V: 180W; 24V: 360W
Size	211(L)X40(W)X30(H) mm
Weight	300g

Dimension



Operation Instruction



ON/OFF: Press it to open or close the output
Mode: Press it to change the mode to next one;
BRT+ / BRT- :

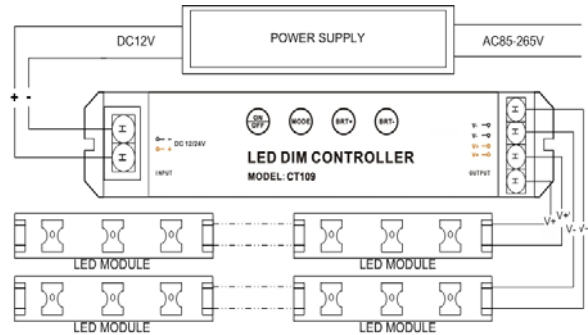
While at M1-M5:

- + : Press it to increase the brightness of the LED (Continuous increase by long press);
- : Press it to decrease the brightness of the LED (Continuous decrease by long press);

While at M6-M7:

- + : Press it to make the change speed of the LED to a faster level;
- : Press it to make the change speed of the LED to a slower level.

Wiring Instruction



Note: can access various monochromatic LED modules.

Remark:

- (1)The input voltage should be limited in rated range.
- (2)Do not use it by over load.
- (3)Install in air drying environment.
- (4)If the load line was too long, you should link it like a ring

Change Mode Instruction

Mode ↕	Mode Description ↕
M1 ↕	0% ↕
M2 ↕	25% ↕
M3 ↕	50% ↕
M4 ↕	75% ↕
M5 ↕	100% ↕
M6 ↕	Flash ↕
M7 ↕	Fade ↕